

# STEM CHALLENGE

## ..... JOURNAL .....



DESIGN

BUILD



REFLECT



Name: \_\_\_\_\_

# STEM CHALLENGE

## ..... TASK .....

### Goal:

Your challenge is to create a bubble wand!

### Materials:


Consider the materials you will need to make a wand sturdy enough to be dipped into bubble solution.

### Design Process:

You will need to plan your project by drawing and labeling your design.

You will draw and write about each of the steps you took when constructing your bubble wand.


Finally, you will reflect on your design. Think about what went well and what didn't work, when deciding what you could do differently next time.



# STEM CHALLENGE

## ..... DESIGN .....

Draw and label the materials in your design.



# STEM CHALLENGE

## ..... BUILD .....

Materials:

---

---

---


---

1

2

3

4



# STEM CHALLENGE

## ..... REFLECT .....

How did your finished design change from your original plan?

---

---

Why did you have to make these changes?

---

---

What was difficult and how would you change it next time?

---

---

Rate your design - score yourself out of 5: