



Name: _____

Section: _____



Date: _____

Teacher: _____



ICE CREAM CONE NUMBERS



Trace the alphabets below and then color the ice cream and the cones.. When finished carefully cut out the scoops of ice cream and glue them on the cones in the correct order.



KIDPID.COM





Name: _____

Section: _____

Date: _____

Teacher: _____


ICE CREAM CONE NUMBERS



Trace the alphabets below and then color the ice cream and the cones.. When finished carefully cut out the scoops of ice cream and glue them on the cones in the correct order.



KIDPID.COM





Name:

Section:

Date:

Teacher:


ICE CREAM CONE NUMBERS



Trace the alphabets below and then color the ice cream and the cones.. When finished carefully cut out the scoops of ice cream and glue them on the cones in the correct order.



KIDPID.COM





Name:

Section:

Date:

Teacher:

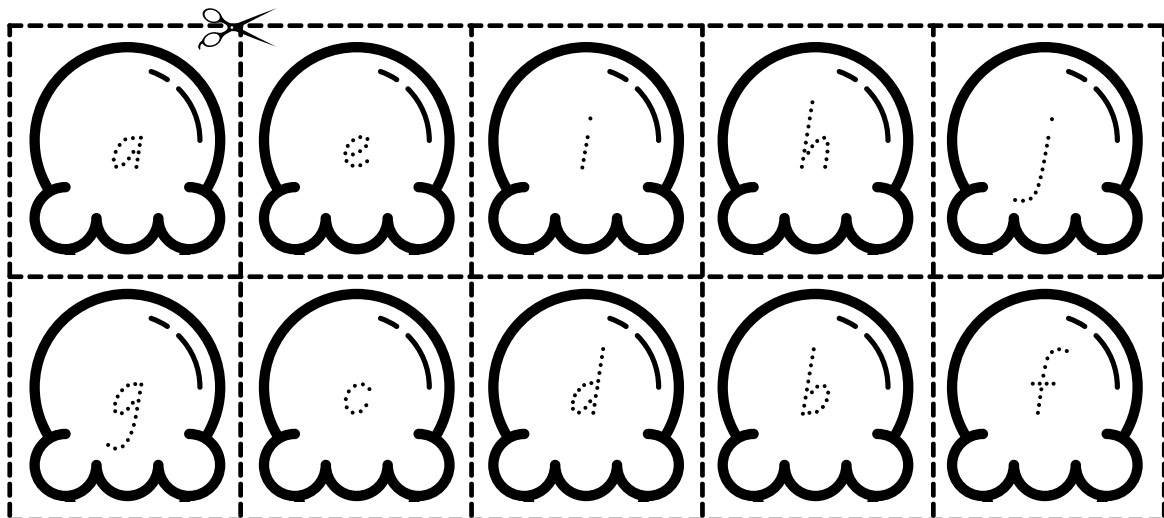

ICE CREAM CONE NUMBERS



Trace the alphabets below and then color the ice cream and the cones.. When finished carefully cut out the scoops of ice cream and glue them on the cones in the correct order.



KIDPID.COM





Name:

Section:


Date:

Teacher:

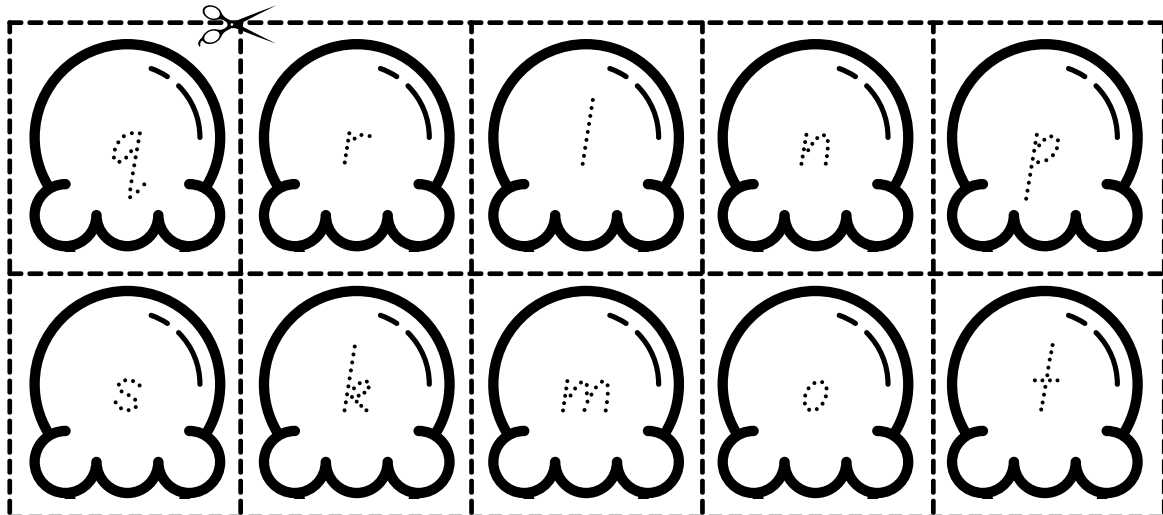

ICE CREAM CONE NUMBERS



Trace the alphabets below and then color the ice cream and the cones.. When finished carefully cut out the scoops of ice cream and glue them on the cones in the correct order.



KIDPID.COM





Name: _____

Section: _____


Date: _____

Teacher: _____

ICE CREAM CONE NUMBERS



Trace the alphabets below and then color the ice cream and the cones.. When finished carefully cut out the scoops of ice cream and glue them on the cones in the correct order.



KIDPID.COM

